

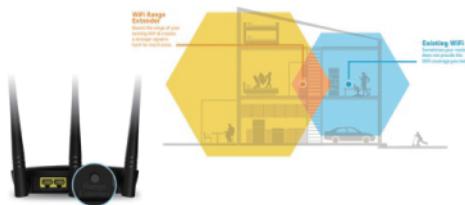
Boost Wi-Fi range for large space, Create a stonger Wi-Fi signal

300Mbps Wireless N Access Point

AP5 is designed to boost the range of your existing WiFi and creates a stronger signals in a hard to reach areas for game consoles, printers, smart phone, tablet. Power over ethernet supported and wall-mount design make it flexible to deploy in any location. The AP features with multi operation modes like Universal Repeater, Client(Station), WISP to adapt various application scenarios. It is a ideal Wi-Fi booster for large houses, villas, eatery, large stores etc.



AP5



One Button to boost Wi-Fi Range

AP5 features Range Extender Button that allows users to boost existing Wi-Fi Range simply by pressing the "Range Extender" button.



Flexible deployment

Wall-Mount design and power over ethernet cable supported make it flexible to deploy in place without power outlet such as garage,warehouse etc.



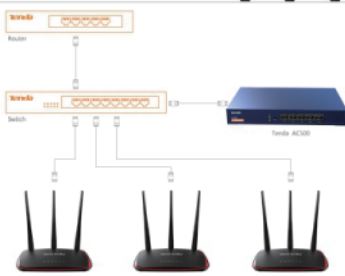
Multi Operating Modes for Various Scenarios

Multi operating modes including AP,Universal Repeater,WISP(Client+Router), Station(client) help you to boost WiFi range in various scenarios such as large house,villa, eatery,stores, community network.



Excellent Wi-Fi Coverage

Three high gain antennas for better Wi-Fi signal and maximum coverage.



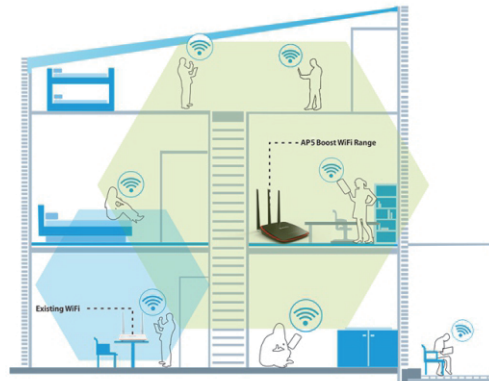
Easy to Manage With AP Controller

AP5 can be managed by the AP controller AC500 from Tenda. When you deploy multi APs in networks, you can configure SSID(Wireless network name), Channel, Security Key, Output power etc option through AC500 in a single location.

Others	
Package Contents	300Mbps Wireless N Access Point AP5 1*PoE Injector 1*Quick Installation Guide 1*Ethernet cable 1*Power Adapter 2*Screws 2*Plastic Bolt
Operating Temperature	-10℃~45℃
Storage Temperature	-30℃~70℃
Operating Humidity	10%~90% non-condensing
Storage Humidity	5%~90% non-condensing
Default Settings	IP Address: 192.168.0.254 Login Username:admin Login Password:admin
Certifications	FCC/CE/Rohs/VoC

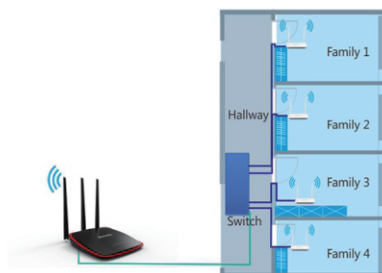
Applications

1
Universal Repeater
Extending your existing wireless coverage by relaying the wireless signal.



2
WISP (Client+Router)
Wireless connect to ISP hotspot to share Internet for local wireless and wired devices.

3
Station (client)
Working as a wireless adapter to connect to your wired device.



Specification

Hardware Features	
Dimensions	148*146.2*31.5mm
Compliant Standards	IEEE 802.11n/g/b
Interface	2 * 10/100M Ethernet Port (RJ45)
Antennas	3*5dBi Detachable Omni Directional (RP-SMA)
Button	1*Reset 1*Range Extender
Power Method	DC 12V=1A Passive PoE
Passive PoE power supply	Up to 50 meters Passive PoE is supported(cat5e or better)
Reception Sensitivity	b mode: 1M-89dBm@8% 11M-87dBm@8% PER; g mode: 54M-74dBm@8% PER; n mode: 72.2M-74dBm@8% PER; 150M-72dBm@8% PER
LED indicator	SYS,WPS,Bridge,WiFi,LAN1,LAN2
Hardware Deployment	Desktop/Wall Mount
Software Features	
Frequency Range	2.4GHz-2.483GHz
LAN Settings	Static IP Dynamic IP
DHCP Server	DHCP Server Clients list
wireless rate	11n: Up to 300Mbps(dynamic) 11g: Up to 54Mbps(dynamic) 11b: Up to 11Mbps(dynamic)
Operation Mode	Access Point Universal Repeater Station(Client) WISP (Client+Router) Client+AP
Wireless Features	2 SSID Enable/Disable Wireless Radio Broadcast SSID SSID Hidden automatically when exceed client limit Client limit for SSID Transmission output power AP isolation RSSI threshold for wireless clients WMM capable APSD capable Access control based mac address Wireless Client list VLAN for multi SSID
Wireless Security Settings	64/128 WEP/WPA-PSK/WPA2-PSK/ WPA&WPA2-PSK/WPA/WPA2
VPN Pass-Through	PPTP L2TP
Video user capacity	5
wireless users capacity	20+
Diagostic Tool	Wireless site survey Ping Traceroute
Network Service	Schedule Reboot Http/Https
Managed by AC	AC500 ,M3
Tools	Reboot Restore to factory default System Log Firmware update Time&Date Setting Backup/Restore Configuration Username Management